


# ACPS 2020 Performance Update




March 21, 2019



**EVERY STUDENT SUCCEEDS**

# Background



- **Board adopted the 'ACPS 2020'** strategic goals and objectives in June 2015.
- **Scorecard** developed establishing **Key Performance Indicators** (KPIs) for each identified objective.
- Division performance is reviewed annually and **informs department and school planning.**

# ACPS 2020 Goal Areas



Goal 1 - Academic Excellence and Educational Equity



Goal 2 - Family and Community Engagement



Goal 3 - An Exemplary Staff



Goal 4 - Facilities and the Learning Environment



Goal 5 – Health and Wellness

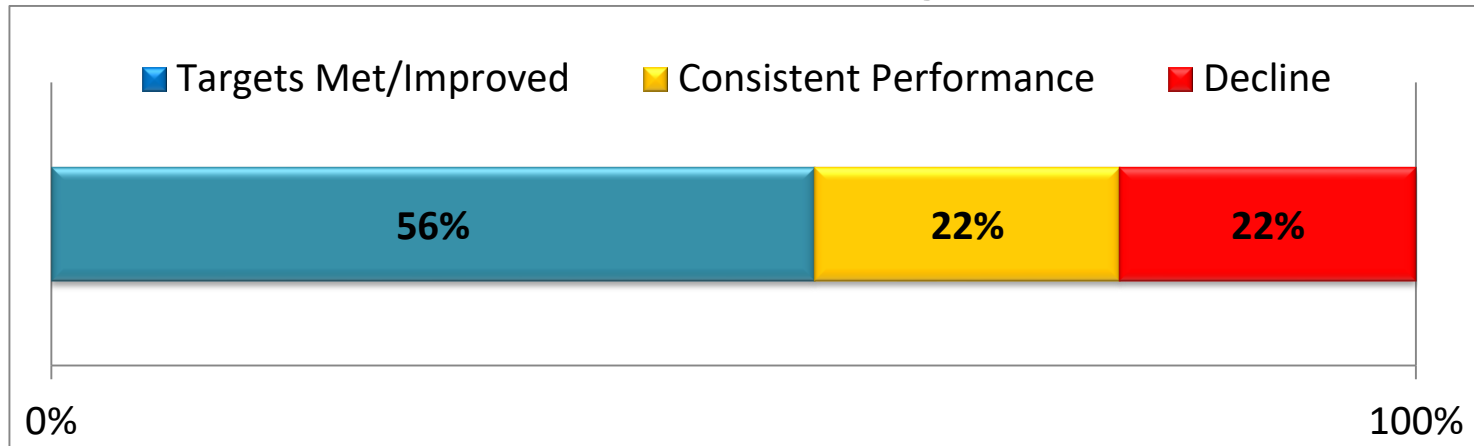


Goal 6 - Effective and Efficient Operations

# Results for 2017-18

## Summary of Performance

For 2017-2018, there were a total of 143 targets associated with metrics.



- Collectively 56% of all strategic plan targets were met or performance improved.
- The remaining indicator performance was split between remaining consistent (within 2 percentage points of prior year) or decline.

# Results for 2017-18

## Non-Data Collection Years

Data for the following KPIs are gathered from the Developmental Assets survey, which is administered on a triennial basis.



- 1.9.1B Cultural Competence and an Atmosphere of Respect
- 1.10.1 Civic Engagement and Civic Responsibility
- 4.4.2 Safe and Secure Facilities
- 5.2.2 Values, Experiences, Relationships, & Qualities that Benefit Young People
- 5.6.1 Persistence and Resilience

# Newly Established Baseline KPI Data

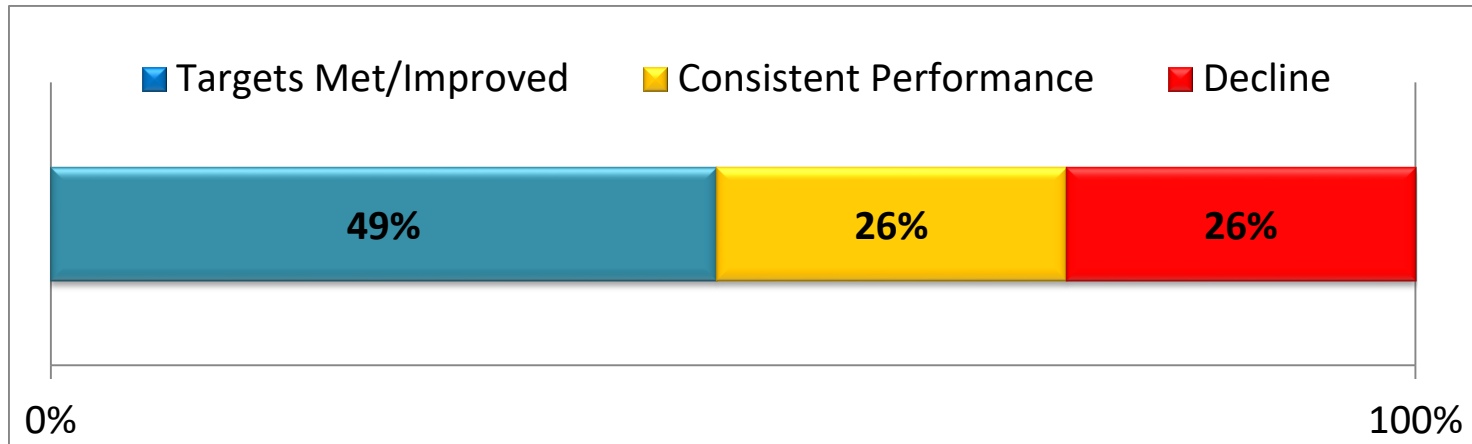
- 2.4.1B Percentage of schools reporting overall satisfaction with partnerships
- 2.6.1 Collaboration with Social Service Organizations
- 3.6.5 Percentage of classroom teachers completing the student survey summaries as outlined in the teacher growth and assessment system
- 4.4.5 Percentage of Bus drivers and monitors meeting required safety and related training
- 4.4.6 School Bus On-time performance



# Results for 2017-18

## Summary of Performance – Goal 1

Within Goal 1 there were a total of 82 targets associated with metrics.

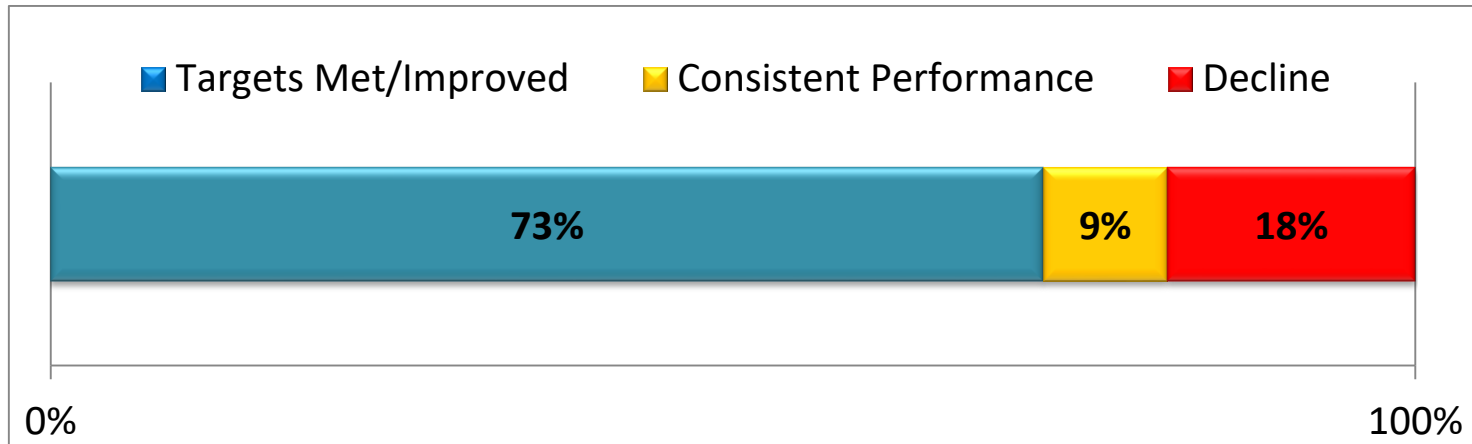


- All KPI targets were met within teacher resources and supports, early childhood education, adult education, alternative education, cultural competence, and ethics and behaviors for success. A majority of targets were met/improved in the objective areas of disproportionality and educational equity.
- The objective area with the greatest number of KPIs declining was achievement gaps.

# Results for 2017-18

## Summary of Performance – Goal 2

Within Goal 2 there were a total of 11 targets associated with metrics.



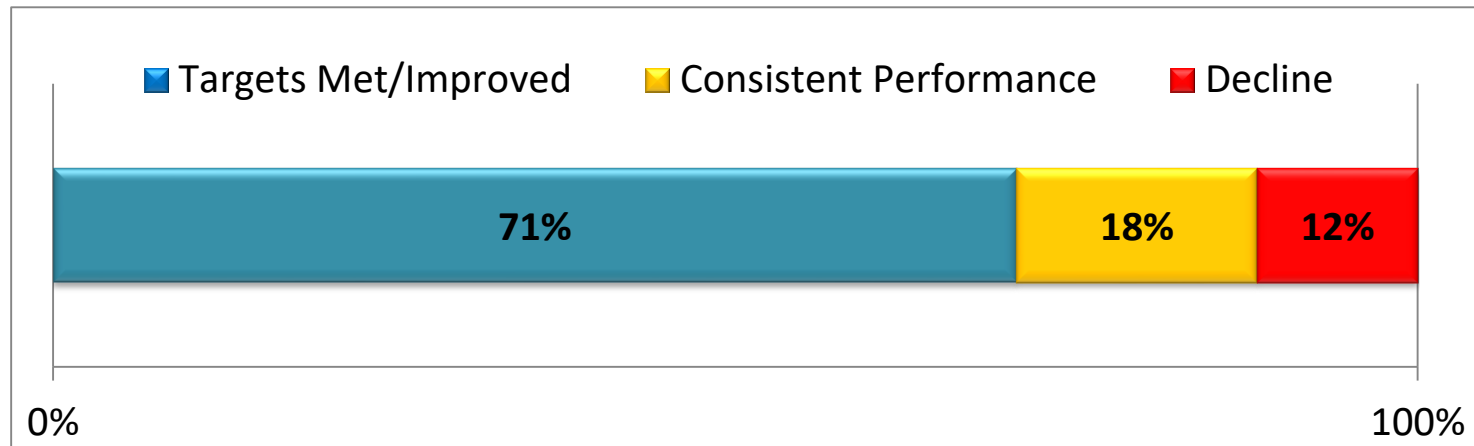
- Targets were met or performance improved across most objectives including community engagement, partnerships, and media and public outreach.
- Decline was seen in the family engagement objective specific to participation in FACE workshops.



# Results for 2017-18

## Summary of Performance – Goal 3

Within Goal 3 there were a total of 17 targets associated with metrics.

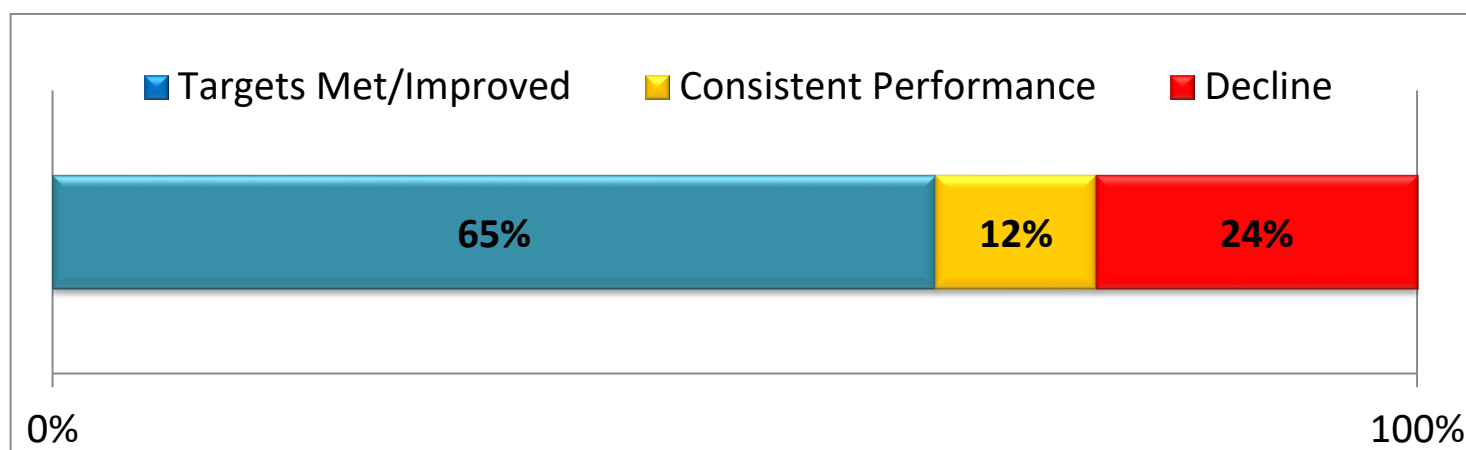


- The majority of targets were met or performance improved upon across objectives of staff collaborative instructional achievement, professional development, staff wellness, leadership development, and staff evaluation.
- Declines were related to discrete KPIs of new teacher hiring prior to June 30th and support staff evaluations completed on time.

# Results for 2017-18

## Summary of Performance – Goal 4

Within Goal 4 there were a total of 17 targets associated with metrics.

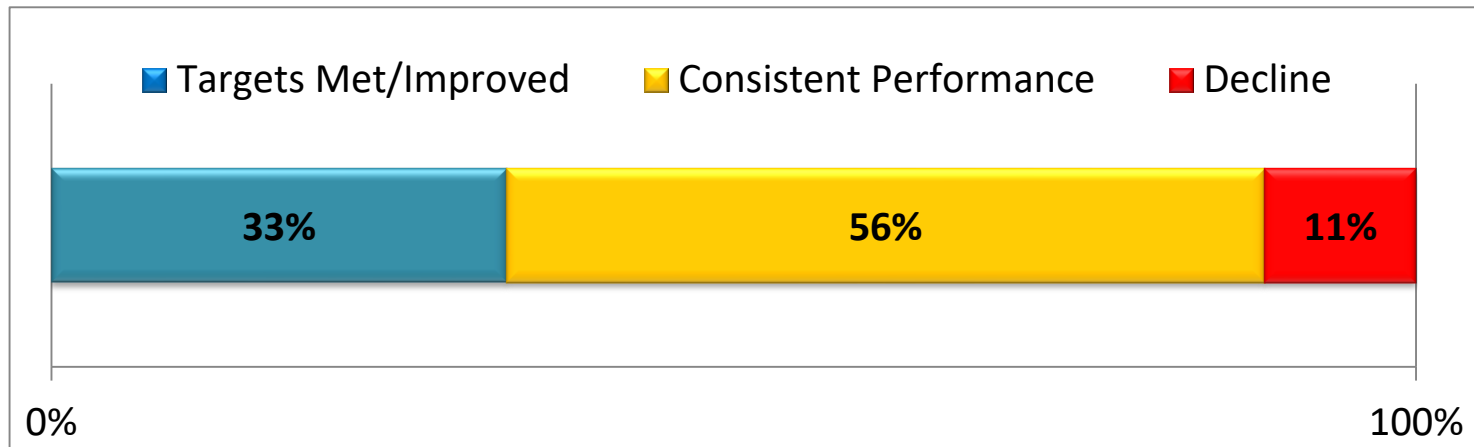


- All targets were met within the objective areas of optimal learning environments and information technology infrastructure.
- Declines were related to discrete KPIs of work order completion timelines, teacher sense of safe school environment, and playground assessment completion.

# Results for 2017-18

## Summary of Performance – Goal 5

Within Goal 5 there were a total of 9 targets associated with metrics.

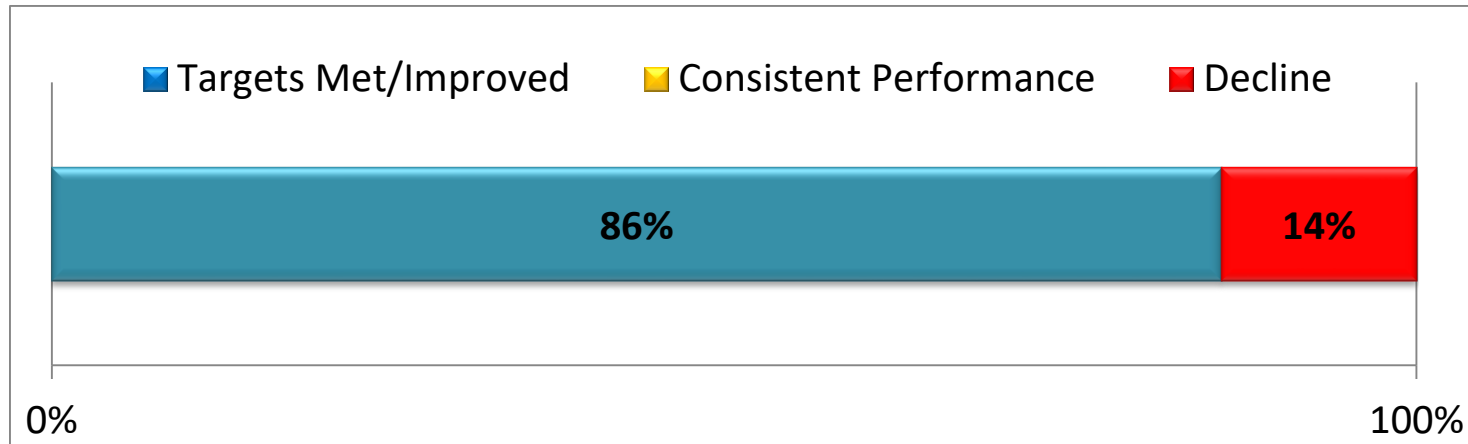


- The target was met within the physical fitness objective and results within the values, experiences, relationships, and qualities that benefit young people were split between being met and consistent.
- All KPIs within safe routes to school and nutrition showed consistent performance.

# Results for 2017-18

## Summary of Performance – Goal 6

Within Goal 6 there were a total of 7 targets associated with metrics.



- All KPI targets were met within the objective areas of fiscal policies and practices and operational efficiency and performance management.
- The decline was within the objective of continuous improvement related to the completion of departmental plans by the September target.

# Summary

- A majority of KPIs continued to **meet their targets or show improvement** in the most recent year, showing an increase from the previous year's overall performance.
- A sustained area of focus on **eliminating achievement gaps**.
- Results from the current year will serve as a **foundational element** in the division's planning and creation of the **next strategic plan**.

# Questions & Discussion



Clinton Page

Chief Accountability Officer

[clinton.page@acps.k12.va.us](mailto:clinton.page@acps.k12.va.us)